

KEY FEATURES

CRETA Feature List	E	E+	SX+	SX(O)
ENGINE & TRIM PLAN				
1.6 Petrol Dual VTVT	•	•	•	-
1.4 CRDi	•	-	-	-
1.6 CRDi VGT	-	-	•	•
SAFETY				
HIVE Body Structure	•	•	•	•
Airbag	•	•	•	•
Driver & Passenger Side & Curtain	-	-	-	•
Anti Lock Braking System (ABS) with EBD	•	•	•	•
Electronic Stability Control (ESC)	-	-	-	•
Vehicle Stability Management (VSM)	-	-	-	•
Hillstart Assist Control (HAC)	-	-	-	•
Parking Assist	-	-	•	•
Rear Parking Sensors	-	-	•	•
Rear Camera with Steering Adaptive Parking Guidelines Display	-	-	•	•
Day/Night Inside Rear View Mirror	•	•	•	•
Height Adjustable Front Seatbelts-Driver & Passenger	-	-	-	•
Child Seat Anchor	-	-	•*	-
Impact Sensing Auto Door Unlock	•	•	•	•
Lane Change Indicator	•	•	•	•
Lane Change Flash Adjustment	-	-	-	•
Speed Sensing Auto Door Lock	-	-	-	•
Front Fog Lamps	-	-	•	•
Rear Defogger with Timer	-	-	•	•
Immobilizer	•	•	•	•
EXTERIOR				
Front & Rear Skid Plate	•	•	-	-
Natural Colour	•	•	-	-
Silver Paint	-	-	•	•
A-Pillar Piano Black Glossy Finish	•	•	•	•
B-Pillar Black-out Tape	•	•	•	•
Bi-Functional Projector Headlamps	-	-	•	•
Cornering Lamps	-	-	•	•
LED Positioning Lamps	-	-	•	•
Roof Rails	-	•	•	•
Radiator Grille	•	•	-	-
Silver	•	•	-	-
Dual Tone: Silver + Chrome	-	-	•	•
ORVM	•	•	•	•
Body Coloured	•	•	-	-
Outside Door Handles	•	•	-	-
Dual Tone Bumpers	•	•	•	•
Alloy Wheels	-	-	•	-
R16 Clean Silver Alloys	-	-	-	•
R17 Diamond Cut Alloys	-	-	-	•
Black Colour Side Molding	•	•	•	•
Step Plate	•	•	•	•
Side Body Cladding	•	•	•	•
Clutch Footrest	•	•	•	•
Rear Garnish	•	•	-	-
Body Coloured	•	•	-	-
Chrome Finish	-	-	•	•
Chrome Finish Outside Door Handles	-	-	•	•
Antenna	•	•	-	-
Micro Roof	•	•	-	-
Shark Fin	-	-	•	•
LED Turn Indicators on Outside Mirrors	-	•	•	•
INTERIOR				
Metal Finish	•	•	•	•
Crash Pad Garnish	-	-	•	•
Inside Door Handles	-	-	•	•
Seats	-	-	-	•
Steering	-	-	•*	•
TGS Knob	-	-	•*	•
Console Armrest	-	-	-	•
Door Armrest	-	-	-	•

CRETA Feature List	E	E+	SX+	SX(O)
Rear Parcel Tray	-	-	•	•
Door Scuff Plates	•	•	-	-
Black Colour	•	•	-	-
Metallic	-	-	•	•
Map Pockets-Front & Rear Door	•	•	•	•
INSTRUMENT PANEL & CENTRE FASCIA DISPLAY				
Supervision Cluster	-	-	-	•
Tachometer	•	•	•	•
IC Light Adjustment (Rheostat)	-	-	-	•
SEATING				
Height Adjustable Driver Seat	-	-	•	•
Rear Seat	60:40 Split	-	-	•*
Height Adjustable	Front Headrest	•	•	•
Rear Headrest	-	-	•	•
AUDIO				
Audio System	Touch Screen Audio with AUX+USB+iPOD+MP3	-	•	-
Touch Screen Audio Video Navigation System	-	-	•	•
Bluetooth	-	•	•	•
CD Player	-	•	-	-
1GB Internal Memory	-	•	-	-
Audio & Bluetooth Controls on Steering Wheel	-	•	•	•
COMFORT & CONVENIENCE				
Automatic Transmission (Option Available)	-	-	•	-
1.6 Petrol Dual VTVT and 1.6 CRDi VGT	-	-	•	-
Keyless Entry	Foldable Key	•	•	-
Smart Key with Push Button Start	-	-	•	•
Manual	•	•	-	-
Air Conditioning	Fully Automatic with Mood Change Bar & Cluster Ionizer	-	-	•
Electrically Adjustable	-	•	•	•
Electric Folding	-	-	•	•
Front Console Armrest with Storage	•	•	•	•
Rear Centre Armrest with Cup Holders	-	-	•	•
Electric Tailgate Release	•	•	•	•
Rear AC Vent	•	•	•	•
Rear Power Outlet	-	-	•	•
Rear Wiper and Washer	-	-	•	•
Motor Driven Power Steering with Tilt Function	•	•	•	•
Luggage Lamp	-	•	•	•
Luggage Net & Hook	-	-	•	•
Front Seat Back Pockets	•	•	•	•
Passenger Side Vanity Mirror	•	•	•	•
Power Windows	Front & Rear	•	•	•
Driver Side Auto Up-Down (Safety Power Windows)	-	-	•	•
Room Lamp	•	•	•	•
Coat Hooks	•	•	•	•
Battery Saver	•	•	•	•
MT Shift Indicator	•	•	•	•
Front Map Lamp	-	•	•	•
Sun Glass Holder	-	•	•	•
Alternator Management System	•	•	•	•
Remote Fuel Lid Opening-Cable Type	•	•	•	•

*=Only Automatic Transmission

SPECIFICATIONS

ENGINE	1.6 Petrol Dual VTVT	1.4 CRDi	1.6 CRDi VGT
Displacement (cc)	1,591	1,396	1,582
Maximum Power (ps/rpm)	123/6,400	90/4,000	128/4,000
Maximum Torque (kg-m/rpm)	15.4/4,850	22.4/1,500~2,750	26.5/1,900~2,750
TRANSMISSION			
Type	6-Speed Manual	6-Speed Manual	6-Speed Manual 6-Speed Automatic*
SUSPENSION			
Front	McPherson Strut with Coil Spring		
Rear	Coupled Torsion Beam Axle (CTBA) with Coil Spring		
BRAKES			
Front	Disc		
Rear	Drum		
TYRE			
Size	205/65 R16 - E, E+, SX+		
	215/60 R17 - SX(O)		
Type	Tubeless		
Ground Clearance (mm)	190		
Boot Space (l)	402		
Fuel Tank Capacity (l)	55		
Minimum Turning Radius (m)	5.3		
Gross Vehicle Weight (kg)	1690	1790	1790
Kerb Weight (kg)	1231 - 1265	1231 - 1265	1331 - 1360

- Some of the equipment illustrated or described in this catalogue may not be supplied as standard equipment and may be available at extra cost.
- Hyundai Motor Co. reserves the right to change specifications and equipment without prior notice.
- Please consult your dealer for full information and availability on colours and trim.

DIMENSIONS



Dealer:

BODY COLOURS

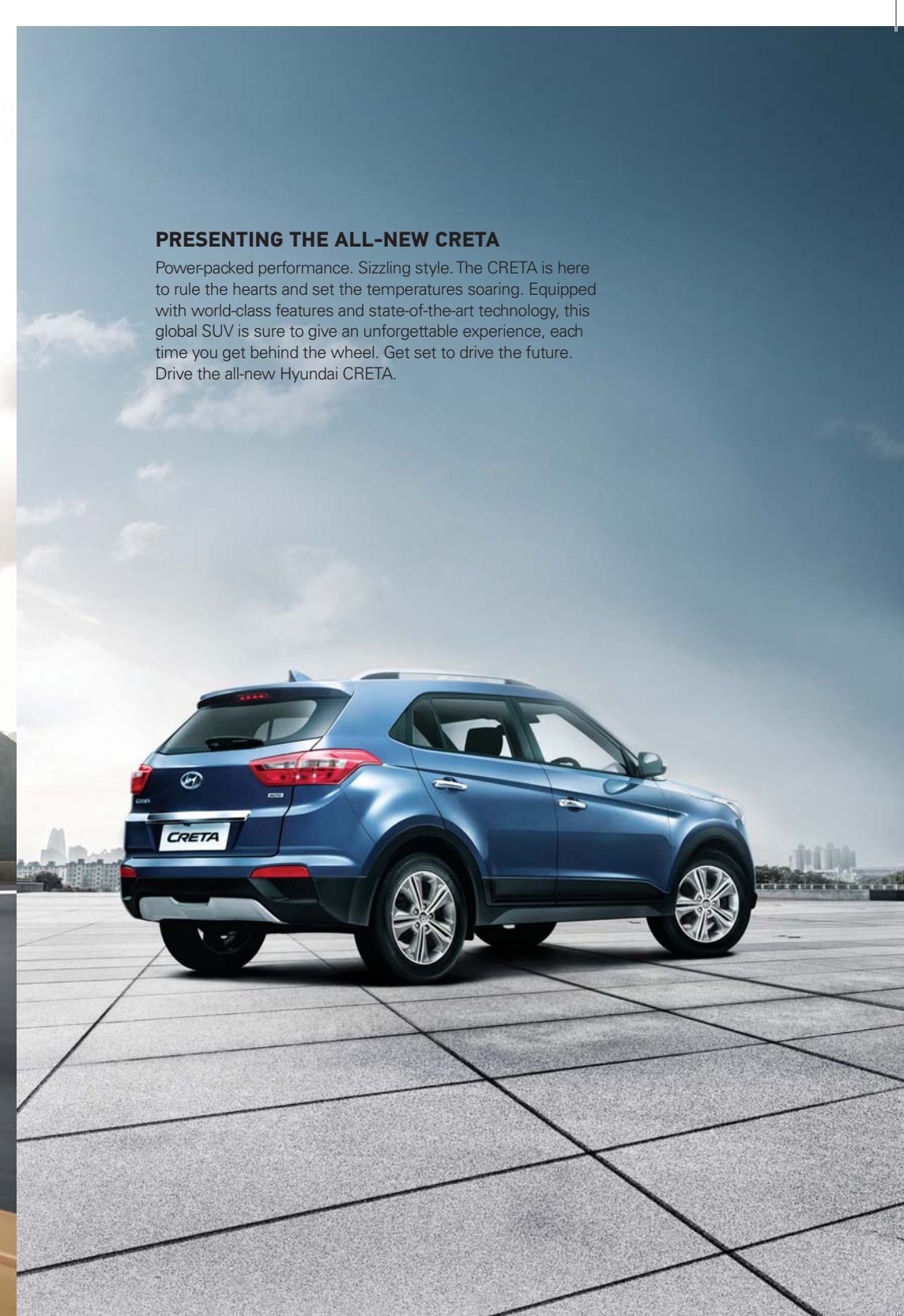


CRETA

THE PERFECT SUV

PRESENTING THE ALL-NEW CRETA


Power-packed performance. Sizzling style. The CRETA is here to rule the hearts and set the temperatures soaring. Equipped with world-class features and state-of-the-art technology, this global SUV is sure to give an unforgettable experience, each time you get behind the wheel. Get set to drive the future. Drive the all-new Hyundai CRETA.




BUILT STRONG

CRETA boasts of a strong body structure, made with Ultra High Strength Steel (UHSS) and Advanced High Strength Steel (AHSS). Structural rigidity is further enhanced with high strength welding at the joints and 5-bar cross members on the roof for enhanced roof strength.

Hive Body shape denotes structural strength, stability and connotes sturdiness.



HIVE Structure Design (Engine Room, B&C Pillar) to reduce side impact and improve durability



Dual Underbody Load Path for reduced frontal crash impact and improved ride and handling



Ultra High Strength Steel Application for improved body endurance and corrosion durability. Lighter body for better mileage.



Dash Cross Members for reducing frontal crash impact



Frontal Fender & Rear Qtr Reinforcements for improved NVH and body rigidity for better ride and handling



5-Bar Cross Members on Roof for enhanced roof strength



GET SET FOR A SMOOTH DRIVE

CRETA is built to give you an enhanced driving experience with a host of features for better ride and handling even in the toughest of terrains.



Vehicle Stability Management (VSM) to maintain directional stability when driver applies brakes or accelerates suddenly under asymmetric (wet/dry) road surface conditions



Electronic Stability Control (ESC) prevents loss of directional control of the vehicle, during over-steering and under-steering, by delivering the right amount of braking force to each wheel, based on engine torque and driving conditions

SAFE WAS NEVER THIS SAFE

CRETA is designed to keep you safer on the roads. Loaded with top-of-the-line safety features, the Creta is undoubtedly the strongest, safest and sturdiest SUV in its segment.



Hillstart Assist Control (HAC) helps in detecting an incline and brakes are automatically engaged to prevent dangerous rollback when driver begins to accelerate after a stop



Rear Parking Assist System with rear view camera display on AVN and steering adaptive guidelines to help park in tight spaces



Anti-lock Braking System (ABS) with EBD prevents the wheel from locking and skidding on slippery road surfaces



6 Airbags

Dual front, side and curtain airbags to protect occupants from injuries and help keep them safe in the event of a crash

ICONIC OUTSIDE

CRETA's futuristic design is based on Hyundai's evolved Fluidic Sculpture 2.0 design concept. Crafted to perfection, its unique style makes a charismatic statement on the roads. Now, arrive in style and be prepared to get all the attention.



Triple Slat Chrome Radiator Grille



Bi-functional Projector Headlamps with LED Positioning Lamps



Sleek and Premium Split-type Tail Lamps



Unique Vertical Fog Lamps

YOUR CAMPSITE ON WHEELS

Follow your wanderlust and pitch yourself in your favourite landscape in the Creta. So, enjoy absolute luxury and get another reason to make the world your canvas.



Rear AC Vent



Flatbed Rear Seats



Rear Centre Armrest with Cup Holders

MAKE A POWERFUL STATEMENT

CRETA's effortless and dynamic drive is sure to make heads turn with a powerful presence on the roads. Feel the surge of power on all terrains as you discover the roar of its Diesel and Petrol engines.



1.6L Dual VTVT Petrol Engine



1.4L U2 CRDi & 1.6L U2 VGT CRDi Diesel Engine



IMPRESSIVE INSIDE

Experience a world of ultimate luxury and comfort as you step inside the Creta. Designed to give you unmatched convenience and space, it boasts of the most enviable interiors in the category.



LUXURY ON THE STREETS

Overwhelm yourself with a breathtaking experience. Take a joy ride in the lap of luxury and get set to redefine comfort each time you drive this masterpiece. Get an enriched driving experience with the perfect blend of convenience and comfort.



Driver Seat Height Adjuster



Centre Armrest with Storage Box



Fully Automatic Temperature Control (FATC) with mood change bar